





AVAILABLE FOR LEASE

OFFICE | MANUFACTURING | WAREHOUSE
1506-1516 INDUSTRIAL PARK DR | MAYSVILLE, KY | 41056

FEATURES

- Located on Highway AA
- High-Quality Light Industrial/Manufacturing Facility
- Additional Land For Expansion
- 123,280± SF

PROPERTY DETAILS



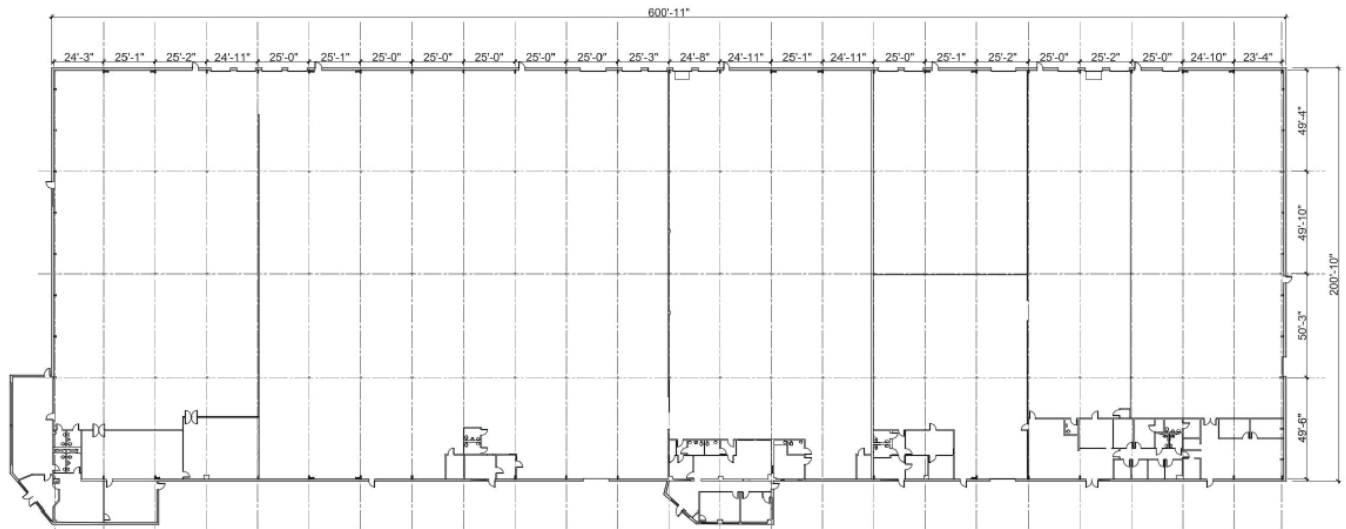
Building Size:	123,280± SF Manufacturing/ Warehouse: 117,550± SF Office: 4,820± SF
Available Space:	57,999± SF
Land Area:	50.71 Acres
Minimum Divisible:	15,447± SF
Maximum Contiguous:	42,552± SF
Loading:	20 Exterior dock doors 4 Drive-in doors
Construction:	Floor: 6" Reinforced concrete Roof: Galvanized Walls: Pre-engineered metal and masonry
Year Built:	1993
Ceiling Height:	21-30'
Column Spacing:	25x50'
Power:	4-phase 200 amp
Fire Safety:	100% Dry sprinklered
Parking:	230 Surface spaces
Zoned:	I-1A Light Industrial
Parcel ID:	042-00-00-018.00

AVAILABLE FOR LEASE

OFFICE | MANUFACTURING | WAREHOUSE
1506-1516 INDUSTRIAL PARK DR | MAYSVILLE, KY | 41056

SITE PLAN

BUILDING INFORMATION		
SQUARE FEET	CLEAR HEIGHT	COLUMN SPACING
129,971 SQFT	DECK: 23.50' - 32.00' CLEAR: 21.00' - 29.50'	25' X 50'




1 OVERALL FLOOR PLAN
 SCALE: 1"=25'

AVAILABLE FOR LEASE

OFFICE | MANUFACTURING | WAREHOUSE
1506-1516 INDUSTRIAL PARK DR | MAYSVILLE, KY | 41056

ADDITIONAL INFORMATION

LOCATION

Cincinnati: 58 miles

Lexington: 62 miles

Louisville: 134 miles

TRANSPORTATION

I-64: 40 miles

Fleming-Mason Airport: 10 miles

MAJOR EMPLOYERS

Mitsubishi Electric Automotive America Inc

Green Tokia Co. Ltd.

Crouse Corporation



AVAILABLE FOR LEASE

OFFICE | MANUFACTURING | WAREHOUSE

1506-1516 INDUSTRIAL PARK DR | MAYSVILLE, KY | 41056

owenmcneill@maysvilleky.net | 606 564 2510

